

Integration with Posti SmartShip

As an integration customer, you can print the documents you need directly from your own ordering system. You can use a ready-to-use module or build the integration yourself. Instructions for building an integration as well as ready-to-use and upcoming integration modules are available [here](#).

To order and activate integration, you must have a Posti transaction code. If you do not have a transaction code, please contact your company's administrator. If your company does not have an administrator, you can order a transaction code with the [transaction code order form](#).

The [instructions](#) will walk you through the ordering and activation of the integration. Please note that by ordering the integration, you accept Unifaun's terms of use and activate the invoicing. The usage fee is EUR 20/month.

You can buy the integration in the Posti SmartShip web store under Add-ons to System:


Webshop

[Show Shopping Basket](#) [Conditions](#)




The shopping basket contains 0 products. Your current subtotal is kr (excl. VAT).

Welcome

to Unifaun's Webshop - Finland!

 Partner (Finland)			
Here you find the products you as a reseller can order for your customer, in Finland. If your customer is outside Finland please contact your seller and ask for a reseller account for the country in question.		View	
Addons to system	Best-selling products	Labels Printers Packaging	Your recent orders
You may order additional functionality to make your transport order process even more efficient. You can for example activate the Unifaun ERPConnect-integration service and link your backend system to the transport ordering system.	Please take a look at our best-selling products.	We have labels to suit most label printers and laser printers. You'll also find various printers that you buy directly from us. Furthermore, we offer a variety of packaging products, including different types of cartons, padded envelopes, e-commerce bags and various accessories.	Here you can see the products you ordered the last time you visited Unifaun Webshop. You can easily order the same thing again!
View	View	View	View

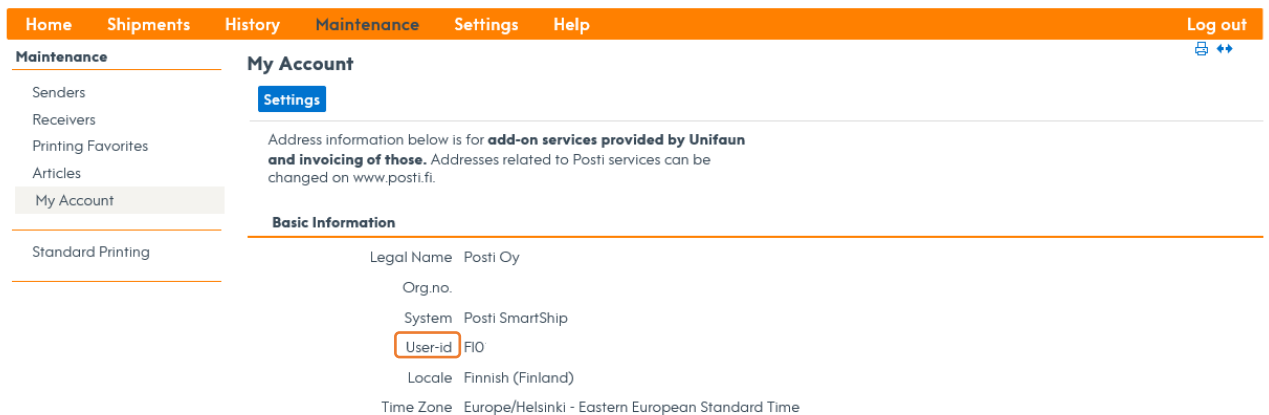
Select the integration option that meets your needs:

	<p>Unifaun ERPConnect (APIConnect)</p> <p>Unifaun ERPConnect yhdistää toiminnanohjausjärjestelmäsi tehokkaasti Posti SmartShip. Integrointi vähentää virheitä ja säästää aikaa, sillä tieto siirtyy kahden järjestelmän välillä automaattisesti.</p>	<p>Näytä</p>
	<p>Unifaun ERPConnect (OnlineConnect)</p> <p>Unifaun ERPConnect reduces the risk of errors since you no longer have to perform maintenance on customer registers in multiple systems. It also gives you access to a simpler dispatch processing, which can save you a great deal of time.</p>	<p>View</p>
	<p>Unifaun ERPConnect (XMLPosting)</p> <p>Unifaun ERPConnect reduces the risk of errors since you no longer have to perform maintenance on customer registers in multiple systems. It also gives you access to a simpler dispatch processing, which can save you a great deal of time.</p>	<p>View</p>

Where can I get an API key and a Developer ID?

Developer ID is a user ID for Posti SmartShip that is provided by Unifaun.

- If you build the integration yourself, the Developer ID is your SmartShip account's user ID. It can be found in SmartShip under Maintenance > My Account > Basic Information.



The screenshot shows the 'My Account' settings page in Posti SmartShip. The navigation bar includes Home, Shipments, History, Maintenance, Settings, Help, and Log out. The left sidebar lists Maintenance options: Senders, Receivers, Printing Favorites, Articles, My Account (selected), and Standard Printing. The main content area shows 'Basic Information' for the account:

- Legal Name: Posti Oy
- Org.no.
- System: Posti SmartShip
- User-id: F10** (highlighted)
- Locale: Finnish (Finland)
- Time Zone: Europe/Helsinki - Eastern European Standard Time

- If you start using an online store module developed by a software supplier, the software supplier's ID (Developer ID) will be used.
- Developer IDs usually start with F1 (accounts of individual customers) or 005 (developer account = software suppliers).

You can create a new API key yourself in Posti SmartShip:

- Maintenance
- Senders
- Receivers
- Printing Favorites
- Articles
- Guest Login
- My Account
- Profile Group
- Profiles
- Role
- API Keys**
- Standard Printing



New API Key

[Finish](#) [Cancel](#)

Basic Information

Status

Type Web Services (REST) Web Services (SOAP)

Note

Valid IP Addresses

Email

Developer-Id

[Finish](#) [Cancel](#)