



**Activation of Posti
SmartShip integration**

1.0

0 (5)

December 1, 2016

Public

Activation of Posti SmartShip integration

v.1.0



Activation of Posti SmartShip integration for Posti's contract customers after October 3, 2016.

These instructions show how Posti's contract customer can activate the opening of the integration after the deployment of Posti SmartShip. Please note that by ordering the integration, you accept Unifaun's terms of use and activate the invoicing of the use of the integration. The usage fee is EUR 20/month.

Log in to the Posti SmartShip system via Posti Service Portal at <http://www.posti.fi/business/service-portal/>



Suomeksi På svenska In English

SIGN IN


Please, enter your username and password. By logging in you accept the terms and conditions.

Username:

Password:

Sign In

- 1) When you are logged in to the Posti SmartShip system, click the “Webshop” link in the upper right-hand corner.



In the webshop, click the “Addons to system” button.


Webshop

[Show Shopping Basket](#) [Address information](#) [Conditions](#)


The shopping basket contains 0 products. Your current subtotal is kr (excl. VAT).

Welcome

to Unifaun's Webshop - Finland!

 Resellers Here you find the products you as a reseller can order for your customer. View			
Addons to system You may order additional functionality to make your online system even more efficient. View	Best-selling products Please take a look at our best-selling products. View	Labels Printers We have labels to suit most label printers and laser printers. You'll also find various printers that you buy directly from us. View	Your recent orders Here you can see the products you ordered the last time you visited Unifaun Webshop. You can easily order the same thing again! View

In the menu, select "Unifaun ERPConnect (APICConnect) and click "View".

	Unifaun ERPConnect (APIConnect) Unifaun ERPConnect reduces the risk of errors since you no longer have to perform maintenance on customer registers i multiple systems. It also gives you access to a simpler dispatch processing, which can save you a great deal of time.	View
---	---	----------------------

Webshop

[Back](#)[Show Shopping Basket](#)[Address information](#)[Conditions](#)

The shopping basket contatins 0 products. Your current subtotal is kr (excl. VAT).

Unifaun ERPConnect (APIConnect)



Unifaun ERPConnect reduces the risk of errors since you no longer have to perform maintenance on customer registers i multiple systems. It also gives you access to a simpler dispatch processing, which can save you a great deal of time.

Unifaun ERPConnect is a service for integrating your business system with Posti SmartShip. The aim is, quite simply, to automatically re-use information about an order. The service supports integration with all business systems, although the level of adaptation required may vary.

Technical documentation can be found on this page [Unifauns REST API](#).

Price

20 EUR/month

[To the applicaton page](#)

2) To order the opening of the integration, click “To the application page”.

On the application page, fill in the necessary order confirmation details. Also fill in information missing in the invoicing address and the details of your company’s Posti SmartShip integration contact person.

Remember to accept the terms of use. Please note that Unifaun will charge EUR 20/month for the use of the integration.

Order for Unifaun ERPConnect (APIConnect)

[Order](#) [Cancel](#)

Products

Unifaun ERPConnect reduces the risk of errors since you no longer have to perform maintenance on customer registers in multiple systems. It also gives you access to a simpler dispatch processing, which can save you a great deal of time.

Unifaun ERPConnect is a service for integrating your business system with Posti SmartShip. The aim is, quite simply, to automatically re-use information about an order. The service supports integration with all business systems, although the level of adaptation required may vary.

Technical documentation can be found on this page [Unifauns REST API](#).

Price
20 EUR/month

Buyer

Name *

Email *

When the Posti SmartShip integration order has been saved successfully, you will receive an order confirmation:

Thanks for your order of Unifaun ERPConnect (APIConnect)

[Back](#)

Information

The order is now registered and we will take care of it as soon as possible.

If you have any questions regarding your order, please contact:

E-mail: support@unifaun.fi

Telephone: +358 75 325 2505

Best Regards,

Unifaun Oy

3) To activate the integration, click “Maintenance > API Keys”

[Home](#) [Shipments](#) [History](#) [Maintenance](#) [Settings](#) [Help](#) [Log out](#)

Maintenance

- Senders
- Receivers
- Printing Favorites
- Guest Login
- My Account
- API Keys**
- Standard Printing

API Keys

[Search](#) [New API Key](#)

Search Values

Search Value Id Contains

[Search](#)

Click the “New API key” button.

Select integration type, add your e-mail address for possible contacts and enter the Developer-ID for the integration. The Developer-ID is the integration module developer’s ID that you have received with the integration module. If you have developed the module yourself, the Developer-ID is your username.

New API Key



[Finish](#) [Cancel](#)

Basic Information

Status	<input type="text" value="Enabled"/>
Type	<input type="checkbox"/> Unifaun OnlineConnect <input checked="" type="checkbox"/> Web Services (REST) <input type="checkbox"/> XML-posting
Note	<input type="text"/>
Valid IP Addresses	<input type="text"/>
Email	<input type="text"/>
Developer-Id	<input type="text" value="112233445566"/>

[Finish](#) [Cancel](#)

When you click the “Finish” button, the system will create a new API key and show the details of the new API key on the screen:

API Key Details



[Back](#) [Edit](#) [Delete](#)

Basic Information

Id	Q7XPN7XFAVV4UP2B
Secret Id	FQQ5ITE2RJUD2WQMXGKGQHGE
Combined Id	Q7XPN7XFAVV4UP2B-FQQ5ITE2RJUD2WQMXGKGQHGE
Status	Enabled
Type	Web Services (REST)
Note	
Valid IP Addresses	
Email	
Developer-Id	0020014319
Automatically Created	No

System Details

Changed	28.11.2016 14:14
Created	28.11.2016 14:14

[Back](#)

The ID and Secret ID are for integration identification.